

2014 Specialist Maths Trial Exam 2 Solutions
© Copyright itute.com

Section 1

| | | | | | | | | | | |
|----|----|----|----|----|----|----|----|----|----|----|
| 1 | 2 | 3 | 4 | 5 | 6 | 7 | 8 | 9 | 10 | 11 |
| E | B | D | E | D | D | D | D | C | C | D |
| 12 | 13 | 14 | 15 | 16 | 17 | 18 | 19 | 20 | 21 | 22 |
| C | A | E | D | C | B | A | C | E | A | D |

Q1 $\frac{(x-k)^2}{4-k} - \frac{(y-k)^2}{6-k} = \frac{1}{12}$ is a hyperbola
when $4-k > 0$ and $6-k > 0$ OR $4-k < 0$ and $6-k < 0$
∴ $k < 4$ OR $k > 6$ D

Q2 $\text{Ran}(-\cos^{-1}x) \subseteq \text{dom}(\sin x)$, ∴ $-\frac{\pi}{2} \leq -\cos^{-1}x \leq \frac{\pi}{2}$
 $\frac{\pi}{2} \geq \cos^{-1}x \geq -\frac{\pi}{2}$, $\frac{\pi}{2} \geq \cos^{-1}x \geq 0$, ∴ $0 \leq x \leq 1$ B

Q3 $z = a \left[i + \text{cis} \left(-\frac{2\pi}{3} \right) \right] = a \left[-\frac{1}{2} + \left(1 - \frac{\sqrt{3}}{2} \right) i \right]$
 $\text{Arg}(z) = \tan^{-1} \left(-2 + \sqrt{3} \right) \approx 2.8798$

Q4 $c = 0$, no asymptote; $c < 0$, 1 asymptote;
 $c = 1$, 2 asymptotes; $c > 0$ and $c \neq 1$, 3 asymptotes

Q5 $\frac{1 - \sin 2x}{1 + \sin 2x} = \frac{(1 - \sin 2x)(1 - \sin 2x)}{(1 + \sin 2x)(1 - \sin 2x)}$
 $= \frac{(1 - \sin 2x)^2}{1 - \sin^2 2x} = \frac{(1 - \sin 2x)^2}{\cos^2 2x}$
 $= \left(\frac{1}{\cos 2x} - \frac{\sin 2x}{\cos 2x} \right)^2 = (\sec 2x - \tan 2x)^2$ D

Q6 The graph is the dilation of $y = \cos^{-1}x$ from the x and y axis by factors of $\frac{1}{2}$ and 2 respectively, followed by translation of 1 unit to the left and translation of $\frac{\pi}{4}$ downwards.

$y = \cos^{-1}x \rightarrow 2y = \cos^{-1}\left(\frac{x}{2}\right) \rightarrow 2\left(y + \frac{\pi}{4}\right) = \cos^{-1}\left(\frac{x+1}{2}\right)$ D

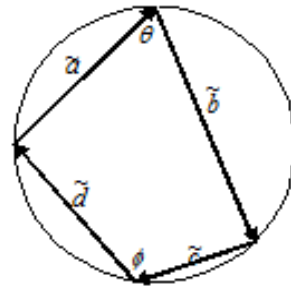
Q7 $\arg(z_1 z_2) = \arg(z_1) + \arg(z_2) = \frac{2\pi}{3} + \frac{7\pi}{6} = \frac{11\pi}{6} = \arg z_6$ D

Q8 $(x + yi)^2 = n - ni$, $(x^2 - y^2) + 2xyi = n - ni$
∴ $x^2 - y^2 = n$ and $2xy = -n$
∴ $\left(\frac{-n}{2y}\right)^2 - y^2 = n$, $n^2 - 4(y^2)^2 = 4ny^2$, $4(y^2)^2 + 4ny^2 - n^2 = 0$
 $y^2 = \frac{n(\sqrt{2}-1)}{2} = \frac{n}{2(\sqrt{2}+1)}$ D

Q9 C

Q10 $y = \tan^{-1}x$, $\frac{dy}{dx} = \frac{1}{1+x^2}$
At $x = a$, $y = \tan^{-1}a$ and $m = \frac{dy}{dx} = \frac{1}{1+a^2}$
∴ $(a, \tan^{-1}a)$ is a point on the tangent line $y = \frac{1}{1+a^2}x + \frac{\pi}{4}$
∴ $\tan^{-1}a = \frac{a}{1+a^2} + \frac{\pi}{4}$, ∴ $a \approx 2.264$ C

Q11

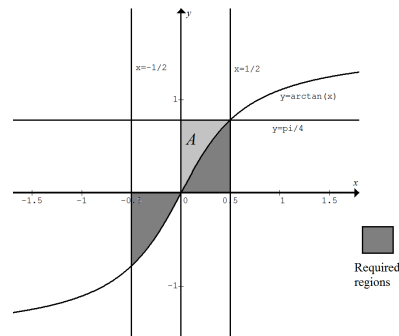


$\theta + \phi = \pi$, $\theta = \pi - \phi$ (cyclic quadrilateral)
D $\frac{\tilde{a} \cdot \tilde{b}}{|\tilde{a}| |\tilde{b}|} = \cos(\pi - \theta) = -\cos \theta$, $\frac{\tilde{c} \cdot \tilde{d}}{|\tilde{c}| |\tilde{d}|} = \cos(\pi - \phi) = \cos \theta$
E $\frac{\tilde{a} \cdot \tilde{b}}{|\tilde{a}| |\tilde{b}|} + \frac{\tilde{c} \cdot \tilde{d}}{|\tilde{c}| |\tilde{d}|} = -\cos \theta + \cos \theta = 0$
∴ $\frac{\tilde{a} \cdot \tilde{b} |\tilde{c}| |\tilde{d}| + |\tilde{a}| |\tilde{b}| \tilde{c} \cdot \tilde{d}}{|\tilde{a}| |\tilde{b}| |\tilde{c}| |\tilde{d}|} = 0$
∴ $\tilde{a} \cdot \tilde{b} |\tilde{c}| |\tilde{d}| + |\tilde{a}| |\tilde{b}| \tilde{c} \cdot \tilde{d} = 0$ D

Q12 $\tilde{a} \cdot \tilde{b} = 0$, ∴ $\tilde{a} \perp \tilde{b}$, \tilde{c} is parallel to \tilde{a} , ∴ $\tilde{c} \perp \tilde{b}$
 $\tilde{c} = x\tilde{i} + y\tilde{j} + z\tilde{k}$ and $\sqrt{x^2 + y^2 + z^2} = 1$
 $\tilde{c} = m\tilde{a} = m\tilde{i} + m\sqrt{2}\tilde{j} - m\tilde{k}$, ∴ $\sqrt{m^2 + 2m^2 + (-m)^2} = 1$
∴ $4m^2 = 1$, $m = \pm \frac{1}{2}$, $\tilde{c} = \frac{1}{2}\tilde{i} + \frac{1}{\sqrt{2}}\tilde{j} - \frac{1}{2}\tilde{k}$ C

Q13 Three non-parallel 3-D vectors cannot be dependent. A

Q14



Area of the required regions $= 2 \left(\frac{\pi}{4} \times \frac{1}{2} - A \right) = \frac{\pi}{4} - 2A$ E

Q15 $f(x) = \frac{d}{dx} \int f(x) dx$

One of the x -intercepts of $f(x)$ corresponds to the local minimum of the anti-derivative of $f(x)$. The second x -intercept of $f(x)$ is a turning point corresponding to the stationary point of inflection of the anti-derivative of $f(x)$.

D

Q16 $a \sin^{-1} x + 2b \cos^{-1} x = a \sin^{-1} x + 2b \left(\frac{\pi}{2} - \sin^{-1} x \right)$
 $= a \sin^{-1} x - 2b \sin^{-1} x + b\pi = b\pi - (2b - a) \sin^{-1} x$

C

Q17 $y = \int_{1.7}^{4.6} \cos \sqrt{x^2 + 1} dx + 5.24 \approx 3.20$

B

Q18 $\int \frac{1}{1+e^t} dt = \int \frac{e^{-t}}{e^{-t}+1} dt$, let $u = e^{-t} + 1$, $\frac{du}{dt} = -e^{-t}$

$\therefore \int \frac{1}{1+e^t} dt = \int -\frac{du}{u} = -\log_e u + c = -\log_e (e^{-t} + 1) + c$

$\therefore s = \int_1^2 \frac{1}{1+e^t} dt = \left[-\log_e (e^{-t} + 1) \right]_1^2 = \left[\log_e \frac{1}{e^{-t} + 1} \right]_1^2$
 $= \left[\log_e \frac{e^t}{1+e^t} \right]_1^2$

A

Q19 $\tilde{r} = \left(\frac{t^3}{3} - t^2 \right) \tilde{i}$, $\tilde{v} = (t^2 - 2t) \tilde{i}$, $\tilde{a} = (2t - 2) \tilde{i}$

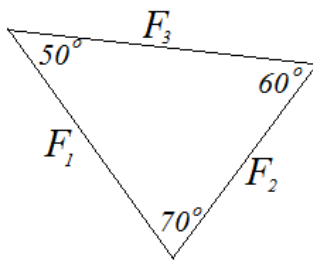
The particle reverses direction when $\tilde{v} = \tilde{0}$ at $t = 2$.
 $\therefore \tilde{a} = 2 \tilde{i}$

C

Q20 The reading on the bathroom scale is lowered. The lift can be moving upwards with decreasing speed, or moving downwards with increasing speed.

E

Q21



Q22 Acceleration of the particle is zero, \therefore the vector sum of the only two forces, the weight force and the reaction force, on the particle is zero, \therefore the reaction force is equal and opposite to the weight force.

D

Section 2

Q1a $9(y-b)^2 = 4(x-a)^2 - 36$, $y-b = \pm \frac{2}{3} \sqrt{(x-a)^2 - 9}$

$\frac{dy}{dx} = \pm \frac{2(x-a)}{3\sqrt{(x-a)^2 - 9}}$

Q1b $y-b = \pm \frac{2}{3} \sqrt{(x-a)^2 - 9}$ and $\frac{dy}{dx} = \pm \frac{2(x-a)}{3\sqrt{(x-a)^2 - 9}}$

When $a = b = 0$ and at $x = k$,

$y = \pm \frac{2}{3} \sqrt{k^2 - 9}$ and $\frac{dy}{dx} = \pm \frac{2k}{3\sqrt{k^2 - 9}}$

Tangent: $y - \left(\pm \frac{2}{3} \sqrt{k^2 - 9} \right) = \pm \frac{2k}{3\sqrt{k^2 - 9}} (x - k)$

$\therefore y = \pm \frac{2k}{3\sqrt{k^2 - 9}} (x - k) \pm \frac{2}{3} \sqrt{k^2 - 9}$

$y = \pm \frac{2k}{3\sqrt{k^2 - 9}} x \pm \frac{6}{\sqrt{k^2 - 9}}$

Q1c y-intercepts: $x = 0$, $y = \pm \frac{6}{\sqrt{k^2 - 9}}$

As $k \rightarrow \infty$, $y \rightarrow 0$, the same y-intercept (0, 0)

Q1d Asymptotes of $4x^2 - 9y^2 = 36$:

$\frac{x^2}{9} - \frac{y^2}{4} = 1$, the asymptotes are $y = \pm \frac{2}{3} x$

The tangents: $y = \pm \frac{2k}{3\sqrt{k^2 - 9}} x \pm \frac{6}{\sqrt{k^2 - 9}}$

$y = \pm \frac{\frac{2k}{k}}{3\sqrt{k^2 - 9}} x \pm \frac{6}{\sqrt{k^2 - 9}}$, $y = \pm \frac{2}{3\sqrt{k^2 - 9}} x \pm \frac{6}{\sqrt{k^2 - 9}}$

$y = \pm \frac{2}{3\sqrt{1 - \frac{9}{k^2}}} x \pm \frac{6}{\sqrt{k^2 - 9}}$

C

As $k \rightarrow \infty$, $\sqrt{1 - \frac{9}{k^2}} \rightarrow 1$, $\frac{6}{\sqrt{k^2 - 9}} \rightarrow 0$

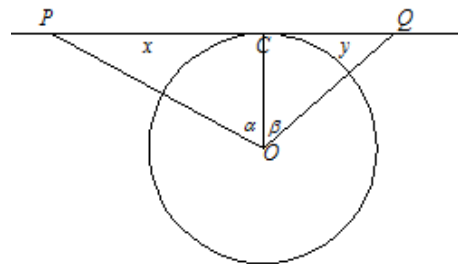
E

\therefore the tangents approach $y = \pm \frac{2}{3} x$, the asymptotes of

A

$4x^2 - 9y^2 = 36$.

Q2a Let $\theta = \alpha + \beta$



$\tan \theta = \tan(\alpha + \beta) = \frac{\tan \alpha + \tan \beta}{1 - \tan \alpha \tan \beta} = \frac{x + y}{1 - xy}$

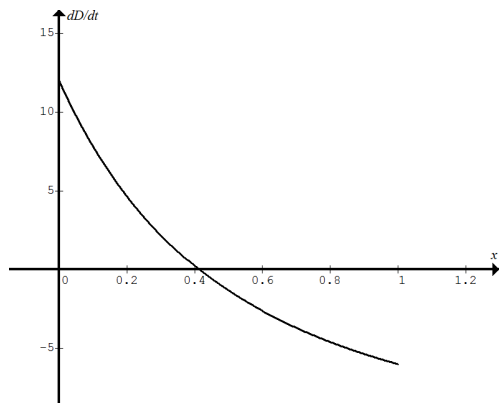
Q2b $\theta = \frac{\pi}{4}$, $\frac{x+y}{1-xy} = 1$, $y = \frac{1-x}{1+x}$, $\frac{dy}{dx} = -\frac{2}{(1+x)^2}$

When $x = 1$, $\frac{dy}{dx} = -\frac{1}{2}$,

$\frac{dy}{dt} = \frac{dy}{dx} \times \frac{dx}{dt} = -\frac{1}{2} \times (-12) = 6 \text{ km h}^{-1}$

Q2ci Let $D = x + y$, $\frac{dD}{dt} = \frac{dx}{dt} + \frac{dy}{dx} \times \frac{dx}{dt} = \frac{dx}{dt} \left(1 + \frac{dy}{dx}\right)$
 $= -12 \left(1 - \frac{2}{(1+x)^2}\right) = \frac{24}{(1+x)^2} - 12$

Q2cii



When $x > 0.41$ approximately, $\frac{dD}{dt} < 0$, i.e. D decreases with t . When $x < 0.41$ approximately, $\frac{dD}{dt} > 0$, i.e. D increases with t .

Q2d $\tan \theta = \frac{x+y}{1-xy}$ and $x+y = \frac{2\sqrt{3}}{3} = \frac{2}{\sqrt{3}}$
 $\therefore y = \frac{2}{\sqrt{3}} - x$ and $\tan \theta = \frac{\frac{2}{\sqrt{3}}}{1 - x\left(\frac{2}{\sqrt{3}} - x\right)} = \frac{2}{\sqrt{3} - 2x + \sqrt{3}x^2}$

$\frac{d}{dx}(\tan \theta) = \frac{d}{dx} \left(\frac{2}{\sqrt{3} - 2x + \sqrt{3}x^2} \right)$
 $\frac{d \tan \theta}{d \theta} \times \frac{d \theta}{dx} = \frac{-2(-2 + 2\sqrt{3}x)}{(\sqrt{3} - 2x + \sqrt{3}x^2)^2}$
 Let $\frac{d \theta}{dx} = 0$, $\therefore \frac{-2(-2 + 2\sqrt{3}x)}{(\sqrt{3} - 2x + \sqrt{3}x^2)^2} = 0$, $-2 + 2\sqrt{3}x = 0$
 $\therefore x = \frac{1}{\sqrt{3}}$ and $y = \frac{1}{\sqrt{3}}$, $\therefore \tan \theta = \sqrt{3}$, $\theta = \frac{\pi}{3}$

Q2e When $\theta = \frac{\pi}{3}$, $\frac{d \theta}{dx} = 0$, $\therefore \frac{d \theta}{dt} = \frac{d \theta}{dx} \times \frac{dx}{dt} = 0$

Q3a $\tilde{r}(t) = \int \tilde{v} dt = \int \left(\frac{1}{1+t} \tilde{i} + \frac{1}{1+t^2} \tilde{j} \right) dt$
 $= (\log_e(1+t)) \tilde{i} + (\tan^{-1} t) \tilde{j}$, given $\tilde{r}(0) = \tilde{0}$

Q3b $x = \log_e(1+t)$, $t = e^x - 1$
 $y = \tan^{-1} t$, $t = \tan y \quad \therefore \tan y = e^x - 1$

Q3ci $\tan y = e^x - 1$, $\frac{d}{dx}(\tan y) = \frac{d}{dx}(e^x - 1)$
 $\frac{d}{dy}(\tan y) \times \frac{dy}{dx} = e^x$, $\sec^2 y \times \frac{dy}{dx} = e^x$, $\frac{dy}{dx} = e^x \cos^2 y$

Note: $y \neq \frac{\pi}{2}$, $\therefore \frac{dy}{dx} \neq 0$

$\frac{d^2 y}{dx^2} = e^x(2 \cos y)(-\sin y) \frac{dy}{dx} + e^x \cos^2 y$
 $\therefore \frac{d^2 y}{dx^2} = -e^x(2 \sin y \cos y) \frac{dy}{dx} + \frac{dy}{dx}$
 $= \frac{dy}{dx}(1 - e^x \sin 2y)$

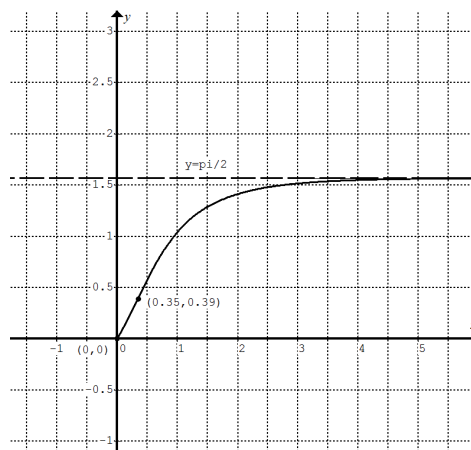
For points of inflection, $\frac{d^2 y}{dx^2} = 0 \quad \therefore \frac{dy}{dx}(1 - e^x \sin 2y) = 0$
 $\therefore 1 - e^x \sin 2y = 0$, $e^x \sin 2y = 1$, $e^x \sin 2(\tan^{-1}(e^x - 1)) = 1$
 By CAS, $x \approx 0.35$ (0.34657) and $y = \tan^{-1}(e^x - 1) \approx 0.39$

Q3cii $t = e^x - 1 \approx 0.41$ (0.4142)

Q3ciii $\tilde{v}(0.4142) = \frac{1}{1+0.4142} \tilde{i} + \frac{1}{1+0.4142^2} \tilde{j}$
 $= 0.7071 \tilde{i} + 0.8536 \tilde{j}$

Speed = $\sqrt{0.7071^2 + 0.8536^2} \approx 1.11$

Q3d



Q4a $P(x) = (x-5)(x-3)(x-1)(x+1) - c$

Let $f(x) = (x-5)(x-3)(x-1)(x+1) = x^4 - 8x^3 + 14x^2 + 8x - 15$
 The absolute minimum of $f(x)$ is -16 .

For $P(x)$ to have non-real roots (i.e. no x -intercepts), $P(x) > 0$ for $x \in \mathbb{R}$, $\therefore c < -16$

Q4b $P(x) = (x-5)(x-3)(x-1)(x+1) - 105 = 0$
 $(x-5)(x+1)(x-3)(x-1) - 105 = 0$
 $(x^2 - 4x - 5)(x^2 - 4x + 3) - 105 = 0$ and let $p = x^2 - 4x$
 $\therefore (p-5)(p+3) - 105 = 0$, $p^2 - 2p - 120 = 0$
 $(p-12)(p+10) = 0$, $\therefore x^2 - 4x - 12 = 0$ or $x^2 - 4x + 10 = 0$
 $\therefore x = -2, 6$, or $x = 2 \pm \sqrt{6}i$

Q4ci As in Q4b with $c = -17$, $(p-5)(p+3)+17=0$

$$\therefore p^2 - 2p + 2 = 0, \therefore p = 1 - i \text{ or } p = 1 + i$$

$$\therefore x^2 - 4x - (1 - i) = 0 \text{ or } x^2 - 4x - (1 + i) = 0$$

$$x = 2 \pm \sqrt{5 - i} \text{ or } x = 2 \pm \sqrt{5 + i}$$

$$x = 2 \pm (2.2471 - 0.2225i) \text{ or } x = 2 \pm (2.2471 + 0.2225i)$$

$$x = 4.2471 - 0.2225i, -0.2471 + 0.2225i, 4.2471 + 0.2225i$$

$$\text{or } -0.2471 - 0.2225i$$

The two pairs of conjugate roots are:

$$4.2471 \pm 0.2225i \text{ and } -0.2471 \pm 0.2225i$$

Q4cii The roots are equidistant from $2 + 0i$ in the Argand plane, \therefore the centre of the circle is $2 + 0i$ (or $(2, 0)$) and the

$$\text{radius is } \left| \sqrt{5 + i} \right| = \left| \sqrt{\sqrt{5^2 + 1^2}} \operatorname{cis} \theta \right| = \left| \sqrt[4]{26} \operatorname{cis} \frac{\theta}{2} \right| = \sqrt[4]{26}$$

Q5a Force of friction $= \mu N = 0.30 \times 1500 \times 9.8 = 4410 \text{ N}$

Q5b Friction force F_f between the tyres and the ground is the driving force.

$$F_f - 200 - 4410 = (3000 + 150 + 1500) \times 0.20, F_f = 5540 \text{ N}$$

Q5c The log has the same acceleration as the truck, 0.20 m s^{-2} .

Q5d Motion of the truck:

$$5540 - 200 - T_1 = 3000 \times 0.20, T_1 = 4740 \text{ N}$$

Motion of the log:

$$T_2 - 4410 = 1500 \times 0.20, T_2 = 4710 \text{ N}$$

Maximum tension of 4740 N at the truck end of the rod, and minimum tension of 4710 N at the log end.

Q5e When the truck moves at constant speed in a straight line, the driving force equals to the friction between the log and the ground, and the total of air resistance and other resistive forces.

$$F_f = 4410 + 200 = 4610 \text{ N}$$

Q5f Uniform tension of 4410 N in the rod

Q5g Trucks slows down at 0.10 m s^{-2} :

$$F_f - 200 - 4410 = (3000 + 150 + 1500) \times (-0.10), F_f = 4145 \text{ N}$$

Motion of the truck:

$$4145 - 200 - T_1 = 3000 \times (-0.10), T_1 = 4245 \text{ N}$$

Motion of the log:

$$T_2 - 4410 = 1500 \times (-0.10), T_2 = 4260 \text{ N}$$

The tension in the rod is greater at the log end than the tension at the truck end.

Please inform mathline@itute.com re conceptual, mathematical and/or typing errors